

SUBARNA PLANTATION & TRADING CO. LTD.

Format of Holding of Specified Securities

1 Name of the Listed entity

: SUBARNA PLANTATION & TRADING CO. LTD.

2 Scrip Code /Name of Scri/ Class of Security :

029394

3 Share Holding Pattern filed under Reg 31(1)(b) for Quarter ended

: 30-Sep-19

4 **DECLARATION** : The Listed Entity is required to submit the following declaration to the extent of Submission of Information :

Particulars

- | | | |
|---|---|----|
| 1 Whether the Listed Entity has issued any partly paid up shares ? | : | NO |
| 2 Whether the Listed Entity has issued any Convertible Securities or Warrants ? | : | NO |
| 3 Whether the Listed Entity has any shares against which Depository receipts are issued ? | : | NO |
| 4 Whether the Listed Entity has any shares in locked-in ? | : | NO |
| 5 Whether any shares held by Promoters are pledged or otherwise encumbered ? | : | NO |
| 6 Whether the Listed entity has issued any differential voting rights? | : | NO |




TABLE I : Summary Statement of holding of Specified Securities
Name of the Company: Subarna Plantation & Trading Co. Ltd.
Quarter ended: 30.09.2019
Face Value 10.00

Category	(i)	(ii) Category of Shareholder	(iii) No of shareholders	(iv) No of fully paid up equity shares held	(v) No of partly paid-up shares held	(vi) No of shares underlying depository Receipts	(vii) = (iv)+(v)+(vi)	(viii) Shareholding as a % of total no of shares (as a % of A+B+C2)	(ix) Number of Voting Rights held in each class of securities			(x) No of shares underlying outstanding convertible securities (including	(xi) = (vii)+(x)	(xii) Number of Locked in shares		(xiii) Number of shares pledged or otherwise encumbered		(xiv) Number of equity shares held in dematerialised form
									Class	Class	Total			No (a)	As a % of Total shares held (b)	No (a)	As a % of Total shares held (b)	
A	Promoter & Promoter Group	7	138300	0	0	0	138300	69.15	138300	0	138300	0	0	0	0.00	0	0	0
B	Public	25	61700	0	0	0	61700	30.85	61700	0	61700	0	0	0	0.00	0	0	0
C	Non Promoter -Non Public	0	0	0	0	0	0	0.00	0	0	0	0	0	0	0.00	0	0	0
C1	Shares underlying DRs	NA	NA	NA	NA	NA	NA	NA	NA	NA	NA	NA	NA	NA	NA	NA	NA	NA
C2	Shares held by Employee Trusts	NA	NA	NA	NA	NA	NA	NA	NA	NA	NA	NA	NA	NA	NA	NA	NA	NA
Total		32	200000	0	0	0	200000	100.00	200000	0	200000	0	100.00	0	0.00	0	0	0

Note : Promoter and Promoter Group shall have the same meaning as defined under SEBI (Issue of Capital and Disclosure Requirements) Regulations, 2009




TABLE II : Statement showing Shareholding Pattern of Promoter and Promoter Group
 Name of the Company: Subarna Plantation & Trading Co. Ltd.
 Quarter ended: 30.09.2019
 Face Value 10.00

Category and Name of the Shareholders	PAN	No of shareholders	No of fully paid up equity shares held	No of partly paid-up shares held	No of shares underlying Depository Receipts	Total No of shares held VII = (IV+V+VI)	Shareholding % calculated as per SCRR 1957 As a % of (A+B+C2)	Number of Voting Rights held in each class of securities			No of shares underlying outstanding convertible securities (including warrants)	Shareholding as a % assuming full conversion of convertible securities (as a % of diluted share) XI = (VII+X) as a % of (A+B+C2)	Number of Locked in shares	Number of shares pledged or otherwise encumbered	Number of equity shares held in dematerialised form
								(IX)	(X)	(XI)					
(I)	(II)	(III)	(IV)	(V)	(VI)	(VII)	(VIII)	No of voting rights			(X)	(XI)	(XII)	(XIII)	(XIV)
								Class X	Class Y	Total	Total as a % of total voting rights				
1 Indian															
(a) Individuals/HUF															
a) ANITA HIMATISINGKA	AATPH7918M	1	600	0	0	600	0.30	600	0	600	0.30	0	0	0	0.00
b) RAKESH KR. SHAURYA VEER (HUF)	AADHR9607P	1	4700	0	0	4700	2.35	4700	0	4700	2.35	0	0	0	0.00
(b) Central/State Governments															
(c) Financial Institutions/Banks															
(d) Any Other (specify)															
i) Bodies Corporate															
a) General Investment & Trading Co. Ltd.	AAACG9333K	1	30500	0	0	30500	15.25	30500	0	30500	15.25	0	0	0	0.00
b) Fund Flow Investment & Trading Co. L	AAACF4255H	1	14500	0	0	14500	7.25	14500	0	14500	7.25	0	0	0	0.00
c) Jyotsana Investment Co. Ltd.	AABCJ2535P	1	29800	0	0	29800	14.90	29800	0	29800	14.90	0	0	0	0.00
d) Kallol Investments Ltd.	AABCK1570H	1	39100	0	0	39100	19.55	39100	0	39100	19.55	0	0	0	0.00
e) Assam Plywood Ltd.	AAACA5316Q	1	19100	0	0	19100	9.55	19100	0	19100	9.55	0	0	0	0.00
Sub-Total (A)(1)		7	138300	0	0	138300	69.15	138300	0	138300	69.15	0	0	0	0
2 Foreign															
(a) Individuals (NRI/Foreign)															
(b) Government															
(c) Institutions															
(d) Foreign Portfolio Investor															
(e) Any other															
Sub-Total (A)(2)		0	0	0	0	0	0.00	0	0	0	0.00	0	0	0	0.00
Total Shareholding of Promoter and Promoter Group		7	138300	0	0	138300	69.15	138300	0	138300	69.15	0	0	0	0
(A) = (A)(1) + (A)(2)		7	138300	0	0	138300	69.15	138300	0	138300	69.15	0	0	0	0

Note :

1. PAN Would not be displayed on website of stock exchanges
2. The term "encumbrance" has the same meaning as assigned under Regulation 28(c) of SEBI (Substantial Acquisition of Shares and Takeovers) Regulations, 2011

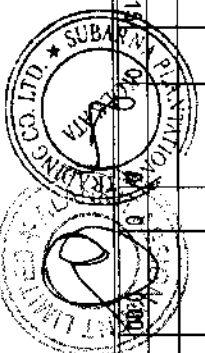


TABLE III - Statement showing Shareholding Pattern of Public shareholder
 Name of the Company: Suvarna Plantation & Trading Co. Ltd.
 Quarter ended: 30.09.2019
 Face Value 10.00

Category and Name of the Shareholders	PAN	No of shareholders	No of fully paid up equity shares held	No of partly paid-up shares held	No of shares underlying Depository Receipts	Total No of shares held VII = (IV+V+VI)	Shareholding % calculated as per SCRR 1957 As a % of (A+B+C2)	Number of Voting Rights held in each class of securities			No of shares underlying convertible securities (including warrants)	Total shares outstanding as a % assuming full conversion of convertible securities (as a % of diluted share capital)	Number of Locked in shares	Number of shares pledged or otherwise encumbered	Number of equity shares held in dematerialised form
								Class X	Class Y	Total					
1 Institutions															
(a) Mutual Funds															
(b) Venture Capital Funds															
(c) Alternate Investment funds															
(d) Foreign Venture Capital Investors															
(e) Foreign Portfolio Investors															
(f) Financial Institutions/Banks			0	0	0	0	0.00	0	0	0	0	0.00	0	0.00	0
(g) Insurance Companies			0	0	0	0	0.00	0	0	0	0	0.00	0	0.00	0
(h) Provident/Pension Funds															
(i) Any Other (specify)															
Sub-Total (B)(1)			0	0	0	0	0.00	0	0	0	0	0.00	0	0.00	0
2 Central/State Government															
President of India															
Sub-Total (B)(2)			0	0	0	0	0.00	0	0	0	0	0.00	0	0.00	0
3 Non-Institutions															
(a) Individual shareholders holding nominal share capital upto Rs 2 lakhs			25	61700	0	0	61700	30.85	61700	0	51700	36.85	0	0.00	0
(b) Individual shareholders holding nominal share capital in excess of Rs 2 lakhs			0	0	0	0	0	0.00	0	0	0	0.00	0	0.00	0
(c) NBFCs registered with RBI															
(d) Employee Trusts															
(e) Overseas Depositories															
(f) Any other															
Bodies Corporate				0	0	0	0	0.00	0	0	0	0.00	0	0.00	0
Non Resident Indian				0	0	0	0	0.00	0	0	0	0.00	0	0.00	0
Investor Education & Protection Fund				0	0	0	0	0.00	0	0	0	0.00	0	0.00	0
Trust				0	0	0	0	0.00	0	0	0	0.00	0	0.00	0
Sub-Total (B)(3)			25	61700	0	0	61700	30.85	61700	0	51700	36.85	0	0.00	0
Total Public Shareholding			25	61700	0	0	61700	30.85	61700	0	51700	36.85	0	0.00	0
(B) = (B)(1)+(B)(2)+(B)(3)			25	61700	0	0	61700	30.85	61700	0	51700	36.85	0	0.00	0

Details of the shareholders acting as persons in Concert including their Shareholding (No and %):
 Details of shares which remain unclaimed may be given here along with details such as number of shareholders outstanding shares held in demat/unclaimed suspense account, voting rights which are frozen etc :

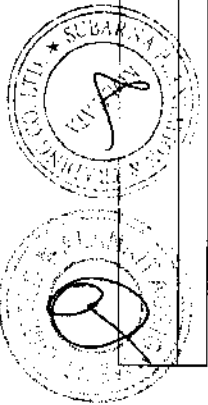


Table V - Statement showing details of significant beneficial owners (SBOs)
 Name of the Company: Subarna Plantation & Trading Co. Ltd.
 Quarter ended: 30.09.2019

Sr. No.	Details of the Significant Beneficial Owner (SBO)	Details of the Registered Owner		Details of holding/ exercise of right of the SBO in the reporting Company, whether direct or indirect *					Date of creation/ acquisition of significant beneficial interest #
		Name	Nationality	Shares %	Voting Rights %	Rights on Distributable (%) Dividend or any other Distribution	Exercise of Control	Exercise of Significant Influence	
1	Rakesh Himatsingka	Indian	General Investment & Trading Co. Ltd.	1.00	-	NO	YES	YES	
			Jyotsana Investment Co. Ltd.	0.22	-	NO	YES	YES	
2	Anita Himatsingka	Indian	Direct Holding	0.30	0.30	NO	YES	YES	
			General Investment & Trading Co. Ltd.	3.20	-	NO	YES	YES	
3	Shaurya Veer Himatsingka	Indian	General Investment & Trading Co. Ltd.	0.15	-	NO	YES	YES	
			Jyotsana Investment Co. Ltd.	3.55	-	NO	YES	YES	
4	Rakesh Kumar Shaurya Veer HUF		Direct Holding	0.22	-	NO	YES	YES	
			General Investment & Trading Co. Ltd.	2.35	2.35	NO	YES	YES	
5	Maalika Himatsingka	Indian	General Investment & Trading Co. Ltd.	0.39	-	NO	YES	YES	
			Jyotsana Investment Co. Ltd.	0.07	-	NO	YES	YES	
6	Riddhima S V Himatsingka	Indian	General Investment & Trading Co. Ltd.	0.91	-	NO	YES	YES	
			Jyotsana Investment Co. Ltd.	9.93	-	NO	YES	YES	
			Jyotsana Investment Co. Ltd.	1.30	-	NO	YES	YES	
			Jyotsana Investment Co. Ltd.	0.15	-	NO	YES	YES	

* In case the nature of the holding/ exercise of the right of a SBO falls under multiple categories specified under (a) to (e) under Column III, multiple rows for the same SBO shall be inserted accordingly for each of the categories.
 # This column shall have the details as specified by the listed entity under Form No. BEN-2 as submitted to the Registrar.

