

SUBARNA PLANTATION & TRADING CO. LTD.

Format of Holding of Specified Securities

1 Name of the Listed entity : SUBARNA PLANTATION & TRADING CO. LTD.

2 Scrip Code (Name of Scrip/ Class of Security) : 029394

3 Share Holding Pattern filed under Reg 31(1)(b) for Quarter ended : 30-Jun-21

4 **DECLARATION** : The Listed Entity is required to submit the following declaration to the extent of Submission of information :

Particulars

- | | |
|---|----|
| 1 Whether the Listed Entity has issued any partly paid up shares ? | NO |
| 2 Whether the Listed Entity has issued any Convertible Securities or Warrants ? | NO |
| 3 Whether the Listed Entity has any shares against which Depository receipts are issued ? | NO |
| 4 Whether the Listed Entity has any shares in locked-in ? | NO |
| 5 Whether any shares held by Promoters are pledged or otherwise encumbered ? | NO |
| 6 Whether the Listed entity has issued any differential voting rights? | NO |



Lin


TABLE I : Summary Statement of holding of Specified Securities
 Name of the Company: Subama Plantation & Trading Co. Ltd.
 Quarter ended: 30.06.2021
 Face Value 10.00

(i) Category	(ii) Category of Shareholder	(iii) No of shareholders	(iv) No of fully paid up equity shares held	(v) No of partly paid-up shares held	(vi) No of shares underlying depository Receipts	(vii) Total No of shares held (vii) = (iv) + (v) + (vi)	(viii) Shareholding as a % of total no of shares (as a % of A+B+C2)	(ix) Number of Voting Rights held in each class of securities			(x) No of shares underlying outstanding convertible securities (including securities (including	(xi) Shareholding as a % assuming full conversion of convertible securities (as a % of diluted share	(xii) Number of Locked in shares		(xiii) Number of shares pledged or otherwise encumbered		(xiv) Number of equity shares held in dematerialised form
								Class	Class	Total			As a % of Total	As a % of Total	No (a)	No (a)	
A	Promoter & Promoter Group	7	138300	0	0	138300	69.15	0	0	0	69.15	0	0	0	0	138300	
B	Public	25	61700	0	0	61700	30.85	0	0	0	30.85	0	0	0	0	0	
C	Non Promoter-Non Public	0	0	0	0	0	0.00	0	0	0	0.00	0	0	0	0	0	
C1	Shares underlying DRs	NA	NA	NA	NA	NA	NA	NA	NA	NA	NA	NA	NA	NA	NA	NA	
C2	Shares held by Employee Trusts	NA	NA	NA	NA	NA	NA	NA	NA	NA	NA	NA	NA	NA	NA	NA	
Total		32	200000	0	0	200000	100.00	0	0	0	100.00	0	0	0	0	138300	

Note : Promoter and Promoter Group shall have the same meaning as defined under SEBI (Issue of Capital and Disclosure Requirements) Regulations, 2009

TABLE II : Statement showing Shareholding Pattern of Promoter and Promoter Group
 Name of the Company: Subarna Plantation & Trading Co. Ltd.
 Quarter ended: 30.06.2021
 Face Value 10.00

Category and Name of the Shareholders	PAN	(i)	(ii)	(iii)	(iv)	(v)	(vi)	Total No of shares held (VII = (IV+V+VI))	(viii)	(ix)		No of shares underlying securities (including warrants)	(x)	Shareholding as a % assuming full conversion of convertible securities (as a % of diluted share)	(xii)		Number of shares pledged or otherwise encumbered	(xiv)		
										Number of Voting Rights held in each class of securities					Total as a % of total voting rights	Total shares held (b)				
										Class X	Class Y								Total	
1	Indian																			
(a)	Individuals/ HUF																			
	a) ANITA HIMATSINGKA		AATPH7918M	1	600	0	0	600	0.30	600	0	0	0	0.30	0	0	0.00	600		
	b) RAKESH KR. SHAURYA VEER (HUF)		AADHR9607P	1	4700	0	0	4700	2.35	4700	0	0	0	2.35	0	0	0.00	4700		
(b)	Central/State Governments																			
(c)	Financial Institutions/Banks																			
(d)	Any Other (specify)																			
	i) Bodies Corporate																			
	a) General Investment & Trading Co. Ltd.		AAACG9333K	1	30500	0	0	30500	15.25	30500	0	0	0	15.25	0	0	0.00	30500		
	b) Fund Flow Investment & Trading Co. L		AAACF4255H	1	14500	0	0	14500	7.25	14500	0	0	0	7.25	0	0	0.00	14500		
	c) Jyotsana Investment Co. Ltd.		AABCJ2535P	1	29800	0	0	29800	14.90	29800	0	0	0	14.90	0	0	0.00	29800		
	d) Kallol Investments Ltd.		AABCK1570H	1	39100	0	0	39100	19.55	39100	0	0	0	19.55	0	0	0.00	39100		
	e) Assam Plywood Ltd.		AACCA5316Q	1	19100	0	0	19100	9.55	19100	0	0	0	9.55	0	0	0.00	19100		
	Sub-Total (A)(1)			7	138300	0	0	138300	69.15	138300	0	0	0	69.15	0	0	0	138300		
2	Foreign																			
(a)	Individuals (NRI/Foreign)																			
(b)	Government																			
(c)	Institutions																			
(d)	Foreign Portfolio Investor																			
(e)	Any other																			
	Sub-Total (A)(2)			0	0	0	0	0	0.00	0	0	0	0	0	0	0	0.00	0		
	Total Shareholding of Promoter and Promoter Group			7	138300	0	0	138300	69.15	138300	0	0	0	69.15	0	0	0.00	138300		
	(A) = (A)(1) + (A)(2)			7	138300	0	0	138300	69.15	138300	0	0	0	69.15	0	0	0.00	138300		



Note :
 1. PAN Would not be displayed on website of stock exchanges
 2. The term "encumbrance" has the same meaning as assigned under Regulation 28(3) of SEBI (Substantial Acquisition of Shares and Takeovers) Regulations, 2011

TABLE III : Statement showing Shareholding Pattern of Public Shareholder

Name of the Company: Subarna Plantation & Trading Co. Ltd.

Quarter ended: 30.06.2021

Face Value: 10.00

Category and Name of the Shareholders	(i)	(ii)	(iii)	(iv)	(v)	(vi)	(vii) = (iv)+(v)+(vi)	Shareholding % calculated as per SCRR 1957 As a % of (A+B+C2)	(ix)		(x)	XI	(xii)	(xiii)		(xiv)			
									Number of Voting Rights held in each class of securities					Total as a % of total voting rights	Total shares		As a % of Total shares held (b)	Number of shares pledged or otherwise held (b)	Number of equity shares held in dematerialised form
									Class X	Class Y									
1 Institutions																			
(a) Mutual Funds																			
(b) Venture Capital Funds																			
(c) Alternate Investment funds																			
(d) Foreign Venture Capital Investors																			
(e) Foreign Portfolio Investors																			
(f) Financial Institutions/Banks																			
(g) Insurance Companies																			
(h) Provident / Pension Funds																			
(i) Any Other (specify)																			
Sub-Total (B)(1)																			
2 Central/State Government																			
President of India																			
Sub-Total (B)(2)																			
3 Non-Institutions																			
(i) Individual shareholders holding nominal share capital upto Rs 2 lakhs			25	61700				30.85	61700	0	61700	30.85							
(ii) Individual shareholders holding nominal share capital in excess of Rs 2 lakhs			0	0				0.00	0	0	0	0.00							
(b) NBFCs registered with RBI																			
(c) Employee Trusts																			
(d) Overseas Depositories																			
(e) Any other																			
Bodies Corporate																			
Non Resident Indian																			
Investor Education & Protection Fund																			
Trust																			
Sub-Total (B)(3)			25	61700				30.85	61700	0	61700	30.85							
Total Public Shareholding			25	61700				30.85	61700	0	61700	30.85							
(B) = (B)(1)+(B)(2)+(B)(3)																			

Details of the shareholders acting as persons in Concert including their Shareholding (No and %):

Details of shares which remain unclaimed may be given here along with details such as number of shareholders, outstanding shares held in dematerialised suspense account, voting rights which are frozen etc.:





Table V - Statement showing details of significant beneficial owners (SBOs)

Name of the Company: Subarna Plantation & Trading Co. Ltd.

Quarter ended: 30.06.2021

Face Value 10.00

Sr. No.	Details of the Significant Beneficial Owner (SBO)		Details of the Registered Owner			Details of holding/ exercise of right of the SBO in the reporting Company, whether direct or indirect * :					Date of creation/ acquisition of significant beneficial interest #
	Name	Nationality	Name	Nationality		Shares %	Voting Rights %	Rights on Distributable (%) Dividend or any other Distribution	Exercise of Control	Exercise of Significant Influence	
1	Rakesh Himatsingka	Indian	Goneril Investment & Trading Co. Ltd. Jyotsana Investment Co. Ltd. Direct Holding			1.00 0.22 0.30	- - 0.30	NO NO NO	YES YES YES	YES YES YES	
2	Anita Himatsingka	Indian	Goneril Investment & Trading Co. Ltd. Jyotsana Investment Co. Ltd.			3.20 0.15	- -	NO NO	YES YES	YES YES	
3	Shaurya Veer Himatsingka	Indian	Goneril Investment & Trading Co. Ltd. Jyotsana Investment Co. Ltd. Direct Holding			3.55 0.22 2.35	- - 2.35	NO NO NO	YES YES YES	YES YES YES	
4	Rakesh Kumar Shaurya Veer HUF		Goneril Investment & Trading Co. Ltd. Jyotsana Investment Co. Ltd.			0.39 0.07	- -	NO NO	YES YES	YES YES	
5	Maalika Himatsingka	Indian	Goneril Investment & Trading Co. Ltd. Jyotsana Investment Co. Ltd.			9.91 9.93	- -	NO NO	YES YES	YES YES	
6	Ricchitina S V Himatsingka	Indian	Goneril Investment & Trading Co. Ltd. Jyotsana Investment Co. Ltd.			1.30 0.15	- -	NO NO	YES YES	YES YES	



* In case the nature of the holding/ exercise of the right of a SBO falls under multiple categories specified under (a) to (e) under Column III, multiple rows for the same SBO shall be entered accordingly for each of the categories.

This column shall have the details as specified by the listed entity under Form No. BEN-2 as submitted to the Registrar.