

**SUBARNA PLANTATION & TRADING CO. LTD.**

Format of Holding of Specified Securities

1 Name of the Listed entity : SUBARNA PLANTATION & TRADING CO. LTD.

2 Scrip Code /Name of Scrip/ Class of Security : 029394

3 Share Holding Pattern filed under Reg 31(1)(b) for Quarter ended : 31-Dec-21

4 **DECLARATION:** The Listed Entity is required to submit the following declaration to the extent of Submission of information :

**Particulars**

1. Whether any partly paid up shares have been issued by the Listed Entity?	NO
2. Whether the Listed Entity has issued any Convertible Securities or Warrants?	NO
3. Whether the Listed Entity has any shares against which Depository receipts are issued?	NO
4. Whether the Listed Entity has any shares in locked-in?	NO
5. Whether any shares held by Promoters are pledged or otherwise encumbered?	NO
6. Whether the Listed entity has issued any differential voting rights?	NO



TABLE I : Summary Statement of holding of Specified Securities

Name of the Company: Subarna Plantation & Trading Co. Ltd.

Quarter ended: 31.12.2021

Face Value 10.00

Category	(i)	(ii)	(iii)	(iv)	(v)	(vi)	(vii) = (v)+(vi)+(vii)	(viii)	(ix)			(x)	(xi) = (vii)+(x)	(xii)		(xiii)	(xiv)		
									No of voting rights		Total			As a % of Total shares	As a % of Total shares pledged or otherwise encumbered				
Category of Shareholder	No of shareholders	No of fully paid up equity shares held	No of partly paid-up shares held	No of shares underlying depository Receipts	Total No of shares held	Shareholding as a % of total no of shares (as a % of A+B+C2)	Number of Voting Rights held in each class of securities			No of shares underlying convertible securities (including securities (including		Shareholding as a % assuming full conversion of convertible securities (as a % of diluted share	No			As a % of Total shares	No (a)	As a % of Total shares	Number of Locked in shares
A Promoter & Promoter Group	7	138300	0	0	138300	69.15	138300	0	138300	0	69.15	0	0.00	0	0.00	0	138300	0	138300
B Public	25	61700	0	0	61700	30.85	61700	0	61700	0	30.85	0	0.00	0	0.00	0	61700	0	61700
C Non Promoter - Non Public	0	0	0	0	0	0.00	0	NA	0	0	0.00	0	0.00	0	0.00	0	0	0	0
C1 Shares underlying DRs	NA	NA	NA	NA	NA	NA	NA	NA	NA	NA	NA	NA	NA	NA	NA	NA	NA	NA	NA
C2 Shares held by Employee Trusts	NA	NA	NA	NA	NA	NA	NA	NA	NA	NA	NA	NA	NA	NA	NA	NA	NA	NA	NA
<b>Total</b>	<b>32</b>	<b>200000</b>	<b>0</b>	<b>0</b>	<b>200000</b>	<b>100.00</b>	<b>200000</b>	<b>0</b>	<b>200000</b>	<b>0</b>	<b>100.00</b>	<b>0</b>	<b>0.00</b>	<b>0</b>	<b>0.00</b>	<b>0</b>	<b>138300</b>	<b>0</b>	<b>138300</b>

Note : Promoter and Promoter Group shall have the same meaning as defined under SEBI (Issue of Capital and Disclosure Requirements) Regulations, 2009



**TABLE II : Statement showing Shareholding Pattern of Promoter and Promoter Group**  
**Name of the Company: Subarna Plantation & Trading Co. Ltd.**  
**Quarter ended: 31.12.2021**  
**Face Value 10.00**

Category and Name of the Shareholders	PAN	No of shareholders	No of fully paid up equity shares held	No of partly paid-up shares held	No of shares underlying Depository Receipts	Total No of shares held (VII = (IV+V+VI))	Shareholding % calculated as per SCRR 1957 As a % of (A+B+C2)	Number of Voting Rights held in each class of securities			No of shares underlying securities (including warrants)	Shareholding as a % assuming full conversion of convertible securities (as a % of diluted share)	Number of Locked In shares		Number of shares pledged or otherwise encumbered	Number of equity shares held in dematerialised form
								Class X	Class Y	Total			(a) No	(b) Total		
(i)	(ii)	(iii)	(iv)	(v)	(vi)	(vii)	(viii)	(ix)			(x)	(xi) = (vii+x) as a % of (A+B+C2)	(xii)	(xiii)	(xiv)	
<b>1 Indian</b>																
(a) Individuals/HUF																
a) ANITA:HIMATSINGKA	AATPH7918M	1	600	0	0	600	0.30	0	600	0	0	0	0	0	0.00	600
b) RAKESH KR. SHAURYA VEER (HUF)	AADHR9607P	1	4700	0	0	4700	2.35	0	4700	0	0	0	0	0	0.00	4700
(b) Central/State Governments																
(c) Financial Institutions/Banks																
(d) Any Other (specify)																
i) Bodies Corporate																
a) General Investment & Trading Co. Ltd.	AAAGG9333K	1	30500	0	0	30500	15.25	0	30500	0	0	0	0	0	0.00	30500
b) Fluid Flow Investment & Trading Co. Ltd.	AAACE4255H	1	14500	0	0	14500	7.25	0	14500	0	0	0	0	0	0.00	14500
c) Jyotsana Investment Co. Ltd.	AABCJ2535P	1	29800	0	0	29800	14.90	0	29800	0	0	0	0	0	0.00	29800
d) Kallol Investments Ltd.	AABEK1570H	1	39100	0	0	39100	19.55	0	39100	0	0	0	0	0	0.00	39100
e) Assam Plywood Ltd.	AACGA5316Q	1	19100	0	0	19100	9.55	0	19100	0	0	0	0	0	0.00	19100
<b>Sub-Total (A)(1)</b>		<b>7</b>	<b>138300</b>	<b>0</b>	<b>0</b>	<b>138300</b>	<b>69.15</b>	<b>0</b>	<b>138300</b>	<b>0</b>	<b>0</b>	<b>0</b>	<b>0</b>	<b>0</b>	<b>0</b>	<b>138300</b>
<b>2 Foreign</b>																
(a) Individuals (NR/Foreign)																
(b) Government																
(c) Institutions																
(d) Foreign Portfolio Investor																
(e) Any other																
<b>Sub-Total (A)(2)</b>		<b>0</b>	<b>0</b>	<b>0</b>	<b>0</b>	<b>0</b>	<b>0.00</b>	<b>0</b>	<b>0</b>	<b>0</b>	<b>0</b>	<b>0</b>	<b>0</b>	<b>0</b>	<b>0.00</b>	<b>0</b>
<b>Total Shareholding of Promoter and Promoter Group</b>																
<b>(A) = (A)(1) + (A)(2)</b>		<b>7</b>	<b>138300</b>	<b>0</b>	<b>0</b>	<b>138300</b>	<b>69.15</b>	<b>0</b>	<b>138300</b>	<b>0</b>	<b>0</b>	<b>0</b>	<b>0</b>	<b>0</b>	<b>0.00</b>	<b>138300</b>

Note:

1. PAN Would not be displayed on website of stock exchanges  
2. The term "encumbrance" has the same meaning as assigned under Regulation-28(3) of SEBI (Substantial Acquisition of Shares and Takeovers) Regulations, 2011




TABLE III : Statement showing Shareholding Pattern of Public shareholder

Name of the Company: Subarna Plantation & Trading Co. Ltd.

Quarter ended: 31.12.2021

Face Value 10.00

Category and Name of the Shareholders	(i)	(ii)	(iii)	No of shareholders	No of fully paid up equity shares held	(iv)	(v)	No of shares underlying Depository Receipts	Total No of shares held VII = (IV+V+VI)	(viii)	Shareholding % 1957 As a % of (A+B+C2)	Number of Voting Rights held in each class of securities		Total as a % of total voting rights	(x)	No of shares underlying convertible securities (including warrants)	XI	(xii)	(xiii)	(xiv)	
												Class X	Class Y								Total
1 Institutions																					
(a) Mutual Funds																					
(b) Venture Capital Funds																					
(c) Alternate investment funds																					
(d) Foreign Venture Capital Investors																					
(e) Foreign Portfolio Investors																					
(f) Financial Institutions/Banks																					
(g) Insurance Companies																					
(h) Provident / Pension Funds																					
(i) Any Other (specify)																					
Sub-Total (B)(1)																					
2 Central/State Government/ President of India																					
Sub-Total (B)(2)																					
3 Non-institutions																					
(i) Individual shareholders holding nominal share capital upto Rs 2 lakhs				25	61700						30.85	61700	61700	30.85							
(ii) Individual shareholders holding nominal share capital in excess of Rs 2 lakhs				0	0						0.00	0	0	0.00							
(b) NBFCs registered with RBI																					
(c) Employee Trusts																					
(d) Overseas Depositories																					
(e) Any other																					
Bodies/Corporate											0.00	0	0	0.00							
Non Resident Indian											0.00	0	0	0.00							
Investor Education & Protection Fund											0.00	0	0	0.00							
Trust											0.00	0	0	0.00							
Sub-Total (B)(3)				25	61700					30.85	61700	61700	61700	30.85							
Total Public Shareholding (B)(1)+(B)(2)+(B)(3)				25	61700					30.85	61700	61700	61700	30.85							

Details of the shareholders acting as persons in Concert including their Shareholding (No and %):

Details of shares which remain unclaimed may be given here along with details such as number of shareholders, outstanding shares held in demat/unclaimed suspense account, voting rights which are frozen etc.




TABLE IV : Statement showing Shareholding Pattern of Non Promoter - Non Public Shareholder

Name of the Company: Subarna Plantation & Trading Co. Ltd.

Quarter ended: 31.12.2021

Face Value 10.00

Category and Name of the Shareholders	(I)	(II) PAN	(III) No of shareholders	(IV) No of fully paid up equity shares held	(V) No of partly paid-up shares held	(VI) No of shares underlying Depository Receipts	VII = (IV+V+VI)	(VIII) Shareholding % calculated as per SCRR 1957 As a % of (A+B+C2)	(IX) Number of Voting Rights held in each class of securities	(X) + (XI) Total shareholding as a % assuming full conversion of convertible securities (as a % of diluted share capital)	(XII) Number of Locked in shares		(XIII) Number of shares pledged or otherwise encumbered		(XIV) Number of equity shares held in dematerialised form		
											No of voting rights	Total as a % of total rights	No (a)	As a % of Total shares held (b)		No (a)	As a % of Total shares held (b)
1 Custodian/DR Holder				00	00	00	00	00	00	00	00	00	00	00	00	00	
2 Employee Benefit Trust (under SEBI Share based employee Benefit) Regulations, 2014				00	00	00	00	00	00	00	00	00	00	00	00	00	
(a) Name				00	00	00	00	00	00	00	00	00	00	00	00	00	
<b>Total non Promoter-non-Public</b>				00	00	00	00	00	00	00	00	00	00	00	00	00	
<b>Shareholding (C) = (C)(1) + (C)(2)</b>				00	00	00	00	00	00	00	00	00	00	00	00	00	




Table V - Statement showing details of significant beneficial owners (SBOs)

Name of the Company: Subarna Plantation & Trading Co. Ltd.

Quarter ended: 31.12.2021

Face Value 10.00

Sr. No.	Details of the Significant Beneficial Owner (SBO)			Details of the Registered Owner				Details of holding/ exercise of right of the SBO in the reporting Company, whether direct or indirect * :					Date of creation/ acquisition of significant beneficial interest #
	Name	Nationality	Name	Nationality	Name	Nationality	Shares %	Voting Rights %	Rights on Distributable (%) Dividend or any other Distribution	Exercise of Control	Exercise of Significant Influence		
1	Rakesh Himatsingka	Indian	Generil Investment & Trading Co. Ltd.	Indian	Jyotsana Investment Co. Ltd.	Direct Holding	1.00	-	NO	YES	YES		
2	Anita Himatsingka	Indian	Generil Investment & Trading Co. Ltd.	Indian	Jyotsana Investment Co. Ltd.	Direct Holding	0.22	0.30	NO	YES	YES		
3	Shaurya Veer Himatsingka	Indian	Generil Investment & Trading Co. Ltd.	Indian	Jyotsana Investment Co. Ltd.	Direct Holding	0.30	-	NO	YES	YES		
4	Rakesh Kumar Shaurya Veer HUF	Indian	Generil Investment & Trading Co. Ltd.	Indian	Jyotsana Investment Co. Ltd.	Direct Holding	3.20	0.15	NO	YES	YES		
5	Maalika Himatsingka	Indian	Generil Investment & Trading Co. Ltd.	Indian	Jyotsana Investment Co. Ltd.	Direct Holding	3.55	-	NO	YES	YES		
6	Rishma S. Himatsingka	Indian	Generil Investment & Trading Co. Ltd.	Indian	Jyotsana Investment Co. Ltd.	Direct Holding	0.22	2.35	NO	YES	YES		
			Generil Investment & Trading Co. Ltd.		Jyotsana Investment Co. Ltd.	Direct Holding	2.35	2.35	NO	YES	YES		
			Generil Investment & Trading Co. Ltd.		Jyotsana Investment Co. Ltd.	Direct Holding	0.39	-	NO	YES	YES		
			Generil Investment & Trading Co. Ltd.		Jyotsana Investment Co. Ltd.	Direct Holding	0.07	-	NO	YES	YES		
			Generil Investment & Trading Co. Ltd.		Jyotsana Investment Co. Ltd.	Direct Holding	0.91	-	NO	YES	YES		
			Generil Investment & Trading Co. Ltd.		Jyotsana Investment Co. Ltd.	Direct Holding	9.93	-	NO	YES	YES		
			Generil Investment & Trading Co. Ltd.		Jyotsana Investment Co. Ltd.	Direct Holding	1.30	-	NO	YES	YES		
			Generil Investment & Trading Co. Ltd.		Jyotsana Investment Co. Ltd.	Direct Holding	0.15	-	NO	YES	YES		

\* Increase the nature of the holding/ exercise of the right of a SBO falls under multiple categories specified under (a) to (e) under Column III, multiple rows for the same SBO shall be inserted accordingly for each of the categories.

# This column shall have the details as specified by the listed entity under Form No. BEN-2 as submitted to the Registrar.