

TO
THE BOARD OF DIRECTORS
SUBARNA PLANTATION & TRADING COMPANY LTD
TEMPLE CHAMBER'S,
6, OLD POST OFFICE STREET,
4TH, FLOOR,
KOLKATA- 700001, W,B

Limited Review Report of the Unaudited Financial Results for the quarter ended 30TH September, 2023.

We have reviewed the accompanying statement of un-audited financial results of SUBARNA PLANTATION & TRADING COMPANY LIMITED ("the Company") for the quarter ended 30th September, 2023. ("the statement") being submitted by the Company pursuant to the requirement of Regulation 33 of SEBI (Listing Obligation and Disclosure Requirements), 2015 ("the Regulation") as amended, read with SEBI Circular No. CIR/CFD/CMDI/44/2019 dated 29th March 2019 ("the Circular").

This Statement which is the responsibility of the Company's Management and approved by the Board of Directors has been prepared in accordance with the recognition and measurement principles laid down in the Indian Accounting Standard 34 "Interim Financial Reporting" ("Ind AS 34"), prescribed under Section 133 of the Companies Act, 2013 read with relevant rules issued there under and other accounting principles generally accepted in India. Our responsibility is to issue a report on the Statement based on our review.

We conducted our review in accordance with the Standard on Review Engagement (SRE) 2410, "Review of Interim Financial Information Performed by the Independent Auditor of the Entity" issued by the Institute of Chartered Accountants of India. This standard requires that we plan and perform the review to obtain moderate assurance as to whether the financial statements are free of material misstatement. A review is limited primarily to inquiries of company personnel and analytical procedures applied to financial data and thus provide less assurance than an audit. We have not performed an audit and accordingly, we do not express an audit opinion.

Based on our review conducted as above nothing has come to our attention that causes us to believe that the accompanying statement of unaudited financial results prepared in accordance with the Companies (Indian Accounting Standard) Rules, 2015 (Ind AS) and other recognized accounting practices and policies has not disclosed the information required to be disclosed in terms of Regulation 33 of the SEBI (Listing Obligations and Disclosure Requirements) Regulations, 2015 including the manner in which it is to be disclosed, or that it contains any material misstatement.

for D.Basu & Company
Chartered Accountants
Firm's Registration No.: 301111E


Place: Kolkata
Date: 09th September, 2023.

Ashis Ranjan Maitra

[Ashis Ranjan Maitra]
Partner

Membership No : 056520

UDIN : 23056520B6WJU7



SUBARNA PLANTATION & TRADING CO. LTD

CIN: L15491WB1976PLC030559

Registered Office:

Temple Chamber's 6, Old Post Office Street, 4th floor, Kolkata:700001

Phone: 0332230-7373/2248-3854 Email- sptcl1976@yahoo.com

Amount in lakhs

PART I : Statement of Standalone Unaudited Financial Results for the Quarter ended 30th September,2023

| Sl. No. | Particulars | Quarter Ended | | | Half year | | Year Ended |
|---------|--|---------------------------|---------------------------|---------------------------|---------------------------|---------------------------|-------------------------|
| | | 30-09-2023 (Unaudited) | 30-06-2023 (Unaudited) | 30-09-2022 (Unaudited) | 30-09-2023 (Unaudited) | 30-09-2022 (Unaudited) | 31-03-2023 (Audited) |
| 1 | Income | | | | | | |
| | (a) Revenue from Operations | - | - | - | - | - | - |
| | (b) Other Income | - | - | - | - | - | 0.01 |
| | (c) Dividend Income | - | - | - | - | - | 0.55 |
| | Total Income (a+b) | - | - | - | - | - | 0.55 |
| 2 | Expenses | | | | | | |
| | (a) Cost of Materials Consumed | - | - | - | - | - | - |
| | (b) Changes in Inventories of Finished Goods and Work-in-progress | - | - | - | - | - | - |
| | (c) Excise Duty | - | - | - | - | - | - |
| | (d) Employee Benefits Expense | 2.28 | 0.30 | 1.16 | 2.58 | 2.11 | 4.45 |
| | (e) Finance Costs | 0.52 | 0.50 | 0.43 | 1.02 | 0.83 | 1.74 |
| | (f) Depreciation and Amortisation Expense | - | - | - | - | - | - |
| | (g) Other Expenses | 0.54 | 1.00 | 0.54 | 1.54 | 1.55 | 3.34 |
| | Total Expenses | 3.35 | 1.80 | 2.14 | 5.14 | 4.49 | 9.52 |
| 3 | Profit/(Loss) before Tax (1-2) | (3.35) | (1.80) | (2.14) | (5.14) | (4.49) | (8.97) |
| 4 | Tax expenses | | | | | | |
| | - Current Tax | - | - | (0.56) | - | (1.17) | 2.49 |
| | - Deferred Tax | - | - | - | - | - | - |
| | - Mat Credit Entitlements | - | - | (0.56) | - | (1.17) | 2.49 |
| | - Earlier Years | - | - | - | - | - | - |
| 5 | Net Profit/(Loss) for the period (3-4) | (3.35) | (1.80) | (1.58) | (5.14) | (3.32) | (11.46) |
| 6 | Other comprehensive income not to be reclassified to Profit and Loss in subsequent periods | | 42.62 | 1.88 | 42.62 | 154.41 | 87.50 |
| 7 | Tax Expense on above items | - | 8.86 | 0.39 | 8.86 | 31.05 | 17.00 |
| 8 | Total comprehensive income for the period (5+6) | (3.35) | 31.95 | (0.09) | 28.61 | 120.05 | 59.04 |
| 9 | Paid-up equity share capital (Face value per share: Rs. 10/-) | 20,00,000 | 20,00,000 | 20,00,000 | 20,00,000 | 20,00,000 | 20,00,000 |
| 10 | Earnings per Equity Share of face value of Rs. 10/- each (Not Annualised) | | | | | | |
| | Basic and Diluted | (1.67) | (0.90) | (0.79) | (2.57) | (1.66) | (5.73) |

PART II : Select Information for the Quarter ended 30th September 2023

| A | PARTICULARS OF SHAREHOLDING | | | | | | |
|---|--|----------|----------|----------|----------|----------|----------|
| 1 | Public Shareholding | | | | | | |
| | - Number of Shares | 61,700 | 61,700 | 61,700 | 61,700 | 61,700 | 61,700 |
| | - Percentage of Shareholding | 30.85% | 30.85% | 30.85% | 30.85% | 30.85% | 30.85% |
| 2 | Promoters and promoter group Shareholding | | | | | | |
| | a) Pledged / Encumbered | | | | | | |
| | - Number of Shares | - | - | - | - | - | - |
| | b) Non - Encumbered | | | | | | |
| | - Number of Shares | 1,38,300 | 1,38,300 | 1,38,300 | 1,38,300 | 1,38,300 | 1,38,300 |
| | - Percentage of shares (as a % of the total Shareholding of the promoter and promoter group) | 69.15% | 69.15% | 69.15% | 69.15% | 69.15% | 69.15% |
| | - Percentage of shares (as a % of the total Share Capital of the company) | 100.00% | 100.00% | 100.00% | 100.00% | 100.00% | 100.00% |

B Particulars of Investor Complaint

for the 3 months ended 30.09.2023

| | |
|--|-----|
| Pending at the beginning of the quarter | NIL |
| Received during the quarter | NIL |
| Disposed of during the quarter | NIL |
| Remaining unresolved at the end of the quarter | NIL |

Notes :-

- The above results were reviewed by the Audit Committee and approved by the Board of Directors of the Company at their respective meeting held on 9th November,2023 . The above Review of these results, as required under Regulation 33 of the SEBI (Listing Obligations and Disclosures Requirements), Regulations, 2015 has been completed by the Auditors.
- Tax expenses/ (credit) include deferred tax.
- There was no exceptional item during the quarter ended 30th September, 2023
- Figures for the previous year / periods have been regrouped and/ or rearranged wherever necessary.

Place: Kolkata
Date: 9th November, 2023



By Order of the Board
Subarna Plantation & Trading Co. Ltd

SUBARNA PLANTATION & TRADING CO. LTD.

Vivek Verma,
Whole-Time Director cum CFO
VIVEK VERMA
DIN.108427795

SUBARNA PLANTATION & TRADING CO. LTD

CIN: L15491WB1976PLC030559

Registered Office:


Temple Chamber's 6, Old Post Office Street, 4th floor, Kolkata:700001

Phone: 0332230-7373/2248-3854 Email- sptcl1976@yahoo.com

Statement of Assets and Liabilities as on 30th September 2023

Amount in lakhs

| Particulars | 30-Sep-23 | 31-Mar-23 |
|---------------------------------|-----------------|-----------------|
| ASSETS | | |
| Non-current assets | | |
| Financial assets | | |
| (i) Investments | 1,375.49 | 1,332.86 |
| Other non-current assets | 1.04 | 1.04 |
| Current Assets | | |
| Financial assets | | |
| (i) Cash and cash equivalents | 0.36 | 0.42 |
| (ii) Trade Receivable | - | - |
| (iii) Loans | - | - |
| (iv) Other financial assets | - | - |
| Current tax assets (net) | 3.57 | 3.57 |
| Other current assets | - | - |
| Total Assets | 1,380.46 | 1,337.90 |
| EQUITIES AND LIABILITIES | | |
| Equity | | |
| Equity share capital | 20.00 | 20.00 |
| Other equity | 1,033.51 | 1,004.90 |
| Non Current Liabilities | | |
| (i) Borrowings | 75.40 | 71.10 |
| Deferred tax liabilities (net) | 248.70 | 239.84 |
| Current Liabilities | | |
| Financial liabilities | | |
| (i) Other financial liabilities | 2.36 | 2.03 |
| Other current liabilities | 0.49 | 0.05 |
| | 1,380.46 | 1,337.90 |



Place : Kolkata

Date: 9th November, 2023

SUBARNA PLANTATION & TRADING CO. LTD.

Vivek Verma,
Whole-Time Director cum CFO
VIVEK VERMA
DIN:08427795

SUBARNA PLANTATION & TRADING CO. LTD

CIN: L15491WB1976PLC030559

Registered Office:


Temple Chamber's 6, Old Post Office Street, 4th floor, Kolkata:700001

Phone: 0332230-7373/2248-3854 Email- sptcl1976@yahoo.com

Amount in lakhs

PART III : Unaudited Standalone Statement of Cash Flows for the Quarter Ended September 30, 2023

| Particulars | Quarter Ended, September 30, 2023 | Year Ended, March 31, 2023 |
|---|--------------------------------------|-------------------------------|
| A. Cash Flow from Operating Activities | | |
| Profit Before Tax | (5.14) | (8.97) |
| <u>Adjustments for :</u> | | |
| Assets Written Off | - | 0.60 |
| Dividend Income | - | - |
| Interest Paid | 1.02 | 1.74 |
| Operating Profit Before Working Capital Changes | (4.12) | (6.64) |
| <u>Movements in Working Capital :</u> | | |
| (Increase) / Decrease in Financial & Other Assets | - | 0.90 |
| Increase /(Decrease) in Financial & Other Liabilities/Provisions | 0.78 | (1.11) |
| Cash Generated from / (used in) Operations | (3.35) | (6.84) |
| Direct Taxes Paid (net of refunds) | - | 0.10 |
| Net Cash flow from / (used in) Operating Activities | (3.35) | (6.74) |
| B. Cash Flow from Investing Activities | | |
| Dividend Income | - | - |
| Net Cash from / (used in) Investing Activities | - | - |
| C. Cash Flow from Financing Activities | | |
| Increase / (Decrease) in short term borrowings | 4.30 | 5.30 |
| Interest Paid | (1.02) | (1.74) |
| Net Cash from / (used in) Financing Activities | 3.28 | 3.56 |
| Net Increase / (Decrease) in Cash and Cash Equivalents (A+B+C) | (0.07) | (3.18) |
| Cash and Cash Equivalents at beginning of the year | 0.42 | 3.60 |
| Cash and Cash Equivalents at end of the year | 0.36 | 0.42 |



Place : Kolkata

Date: 9th November, 2023

For and Behalf of Board of Directors
Subarna Plantation & Trading Co. Ltd

SUBARNA PLANTATION & TRADING CO. LTD,

Vivek Verma
Whole-Time Director cum CFO
VIVEK VERMA
DIN: 08427795